



HB1/PB1 2x FA Series

FLUORESCENT | FLANGE 



2x BOOTH LITE

APPLICATIONS:

- UL/CUL Listed Wet Location
- UL/CUL Hazardous Location (Class I, Division 2; Groups A, B, C & D Class II, Division 2; Groups F & G)
- UL Listed Hazardous Location Spray Booth

BENEFITS:

- Front access
- HB Series Suitable for UL Class I, Div.2 and Class II, Div.2 locations
- PB Series Suitable for paint spray booths

FEATURES:

- Adjustable specular reflector system available
- Premium electronic ballast standard
- Every luminaire tested with lamps to assure customer satisfaction
- 5 year limited warranty
- Proudly made in **USA**

SPECIFICATIONS:

HOUSING:

Constructed of nominal 20GA (.036) zinc coated steel for unmatched corrosion protection. One welded, tapered, threaded hub provides a sealed wireway access. All seams are sealed with long life acrylic sealant.

REFLECTOR:

Fabricated of zinc coated steel, painted with a minimum reflectance of 88%.

OPTIONAL REFLECTOR SYSTEM:

Clear tempered glass lens (H6 option) and fully adjustable individual specular reflectors (R9 option) designed to independantly direct light from each lamp.

LENS FRAME:

18GA (.048) stainless steel with captive quarter turn fasteners used to hold the lens frame tight to the housing. Continuous angles welded in place secure lens to frame. The frame is supported by a full length piano hinge. Convenience items: "D" ring provides easy access, and prop rod holds lens out of the way for servicing.

GASKETING:

Non-silicone gasket used to seal lens to frame. EPDM is used to seal the frame to the housing.

FINISH:

Painted surfaces are two mil of white polyester enamel.

LENS:

.187 Pattern 62 tempered glass.

ELECTRICAL:

All ballasts and lampholders are UL Listed.

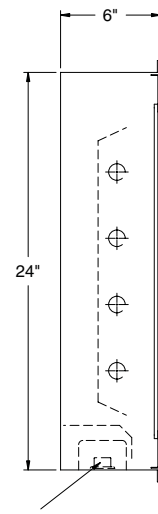
MOUNTING:

Supplied with 16GA (.060) stainless steel flange. 304 SS standard, 316 SS and other materials also available. Custom size flanges available. Contact Sales Representative for information.

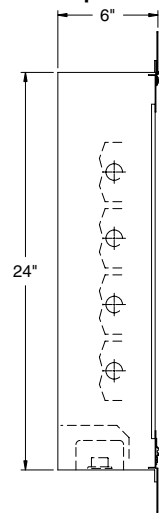
TEMPERATURE CODE:

Class I, Div. 2= T4 (135°C); Class II, Div. 2= T3C (160°C)

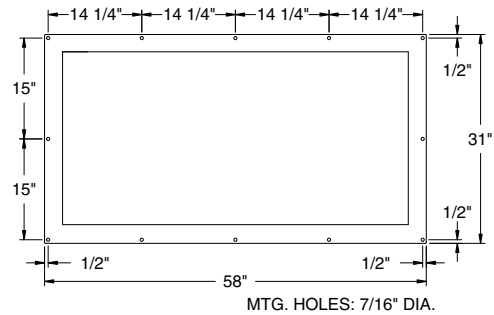
STD Reflector



R9 Option



1/2" THREADED HUB (WIRE ENTRY)



NOMINAL HOUSING DIMENSIONS IN INCHES		
LUMINAIRE	HOUSING	PANEL CUT-OUT SIZE
2 FT x 4 FT	24 x 48 1/8	26 x 50 3/4



Hazardous Location:

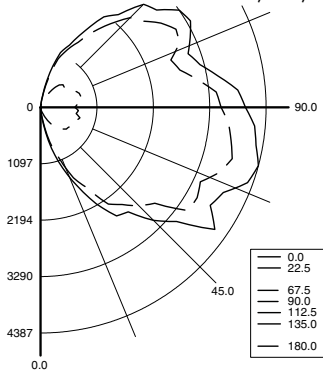


HB1/PB1 2x FA Series



PHOTOMETRICS:

Model PB15329-H6-FA-R9, 4FT, Adjust. Specular Reflectors And Clear Tempered Glass Lens, 5 32W T8 Fluorescent Lamps, Lamp Lumen Rating = 2950



Coefficients of Utilization, Zonal Cavity Method

Floor Cavity Reflectance: 20%

	.8								.7								.5								.3								.1								0
RC																																									
RW	.7	.5	.3	.1	.7	.5	.3	.1	.5	.3	.1	.5	.3	.1	.5	.3	.1	.5	.3	.1	.5	.3	.1	.5	.3	.1	.5	.3	.1	0											
R 0	78	78	78	78	72	72	72	72	62	62	62	52	52	52	43	43	43	39	39	39	31	29	28	24	24	24	24	24	24	24											
C 1	67	62	57	53	61	57	53	49	48	44	42	39	37	34	31	29	28	24	24	24	24	24	24	24	24	24	24	24	24	24											
R 2	59	52	45	40	54	47	42	37	39	35	31	32	28	25	25	22	20	16	16	16	16	16	16	16	16	16	16	16	16	16											
3	53	44	37	31	48	40	34	29	33	28	24	26	22	19	20	17	15	12	12	12	12	12	12	12	12	12	12	12	12	12											
4	48	38	30	25	43	34	28	23	28	23	19	23	18	15	17	14	11	9	9	9	9	9	9	9	9	9	9	9	9	9											
5	43	33	26	20	39	30	23	19	25	19	15	20	15	12	15	12	9	6	6	6	6	6	6	6	6	6	6	6	6	6											
6	39	29	22	17	36	26	20	15	22	17	13	17	13	10	13	10	7	5	5	5	5	5	5	5	5	5	5	5	5	5											
7	36	26	19	14	33	24	17	13	19	14	11	15	11	8	12	8	6	4	4	4	4	4	4	4	4	4	4	4	4	4											
8	33	23	17	12	30	21	15	11	17	12	9	14	10	7	11	7	5	3	3	3	3	3	3	3	3	3	3	3	3	3											
9	31	21	15	10	28	19	13	10	16	11	8	13	9	6	10	6	4	3	3	3	3	3	3	3	3	3	3	3	3	3											
10	29	19	13	9	26	17	12	8	14	10	7	11	8	5	9	6	4	2	2	2	2	2	2	2	2	2	2	2	2	2											

Zonal Lumen Summary

Zone	Lumens	% Lamp	% Luminaire
0-30	267	1.8	2.5
0-40	687	4.7	6.5
0-60	2240	15.2	21
0-90	5737	38.9	53.9
90-120	2971	20.1	27.9
90-130	3754	25.4	35.2
90-150	4689	31.8	44
90-180	4912	33.3	46.1
0-180	10649	72.2	100

Total Luminaire Optical Efficiency = 72.2%
Spacing Criterion: 0° = 5.44, 90° = 5.44

2x BOOTH LITE—FRONT ACCESS ORDERING INFORMATION:

SERIES	LAMP QTY	LAMP TYPE	LENS	FA ACCESS	OPTIONS	VOLTAGE
HB1 Hazardous	4		9 .187 Tempered Glass (P62)		EMERGENCY B9 Bodine B65U Hazardous Location (0-50°C)	120V/60Hz Standard
PB1 Spray Paint Booth	5 32W Only				BALLASTS D4 < 10% THD (Consult Factory) E2 2 Electronic Ballasts E3 3 Electronic Ballasts E8 High Light Output 32W T8 Ballast E9 Rapid Start Electronic Ballast	277V/60Hz 347V/60Hz 50Hz & Other Voltages Available
32 F32T8 (4FT)		0°			FUSING F1 GLR/HLR Fusing (Fast) F2 GMF/HLR Fusing (Slow)	
48T8H F48T8/HO (4FT)		-20°			LENSING H5 .156 C73 Tempered Glass H6 .187 Clear Tempered Glass	
					MISC R5 Specular Aluminum Reflector R9 Adjustable Specular Aluminum Reflector System	

Add hyphens between options

Project Information:

Information subject to change without notice. Lamps supplied by others.

© 2005 Paramount Industries, Inc. P.O. Box 259 Crosswell, MI 48422